



ಬೃಹತ್ ಬೆಂಗಳೂರು ಮಹಾನಗರ ಪಾಲಿಕೆ
Bruhat Bengaluru Mahanagara Palike



BBMP COVID-19 WAR ROOM 26.01.2023

BBMP / COVID-19 WAR ROOM / BULLETIN – 1039/ 26.01.2023 / #BBMPfightsCOVID19



OVERVIEW OF COVID-19 IN BENGALURU

CASE TRENDS ACTIVE CASES **140**

<u>Confirmed Cases</u>	<u>Recovered Cases</u>	<u>Death Cases</u>
10 18,77,379 #	3 18,60,248 #	0 16,991 #

HOSPITALIZATION **12**

<u>ICU – V</u>	<u>ICU</u>	<u>HDU</u>	<u>General</u>
-	2	4	6

INCLUDES GOVT. QUOTA AND PRIVATE WALK-IN HOSPITALIZATION

VACCINATION **15,915** 2,06,58,232 #

<u>First Dose</u>	<u>Second Dose</u>	<u>Precaution Dose</u>
899 96,87,855 #	1,492 95,05,061 #	13,524 14,65,316 #

TRIAGING

<u>MTU</u>
2
<u>Tele Triage</u>
6

ACTIVE CZs

0
<u>MCZs (< 5 cases)</u>
0
<u>Clusters (> 5 cases)</u>
0

TESTING **1,991** 3,21,44,815 #

<u>Positivity :0.57%</u> <small>*FOR LAST 7 DAYS</small>	<u>RAT</u>	<u>RTPCR</u>
	78	1,913

: indicates cumulative numbers till date



ABSTRACT OF COVID-19 SCENARIO IN BENGALURU

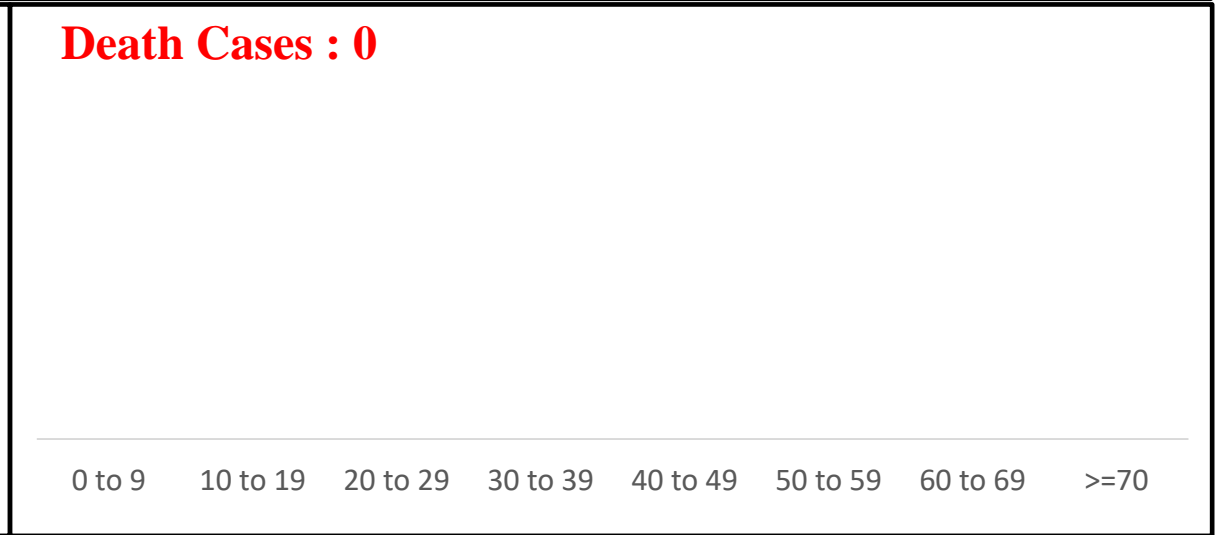
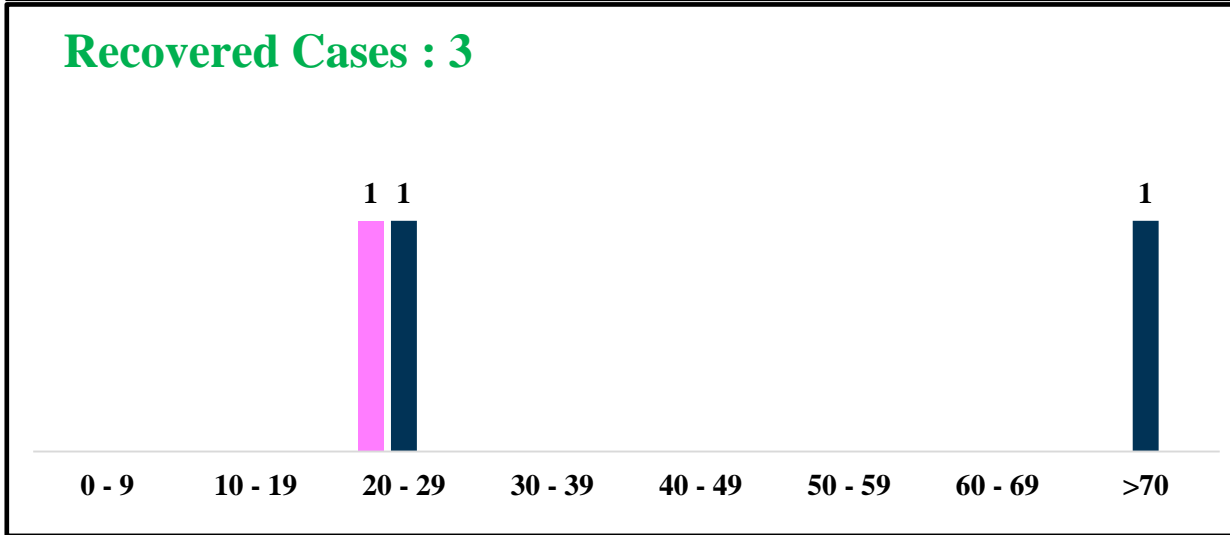
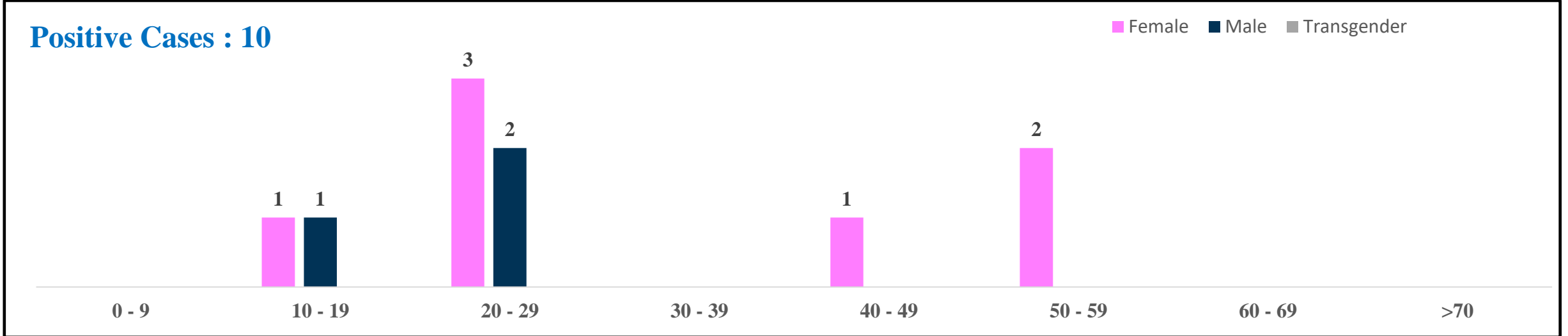


	MALE			FEMALE			TRANSGENDER			TOTAL		
	Last 24 Hours	Last 7 Days	Cumulative	Last 24 Hours	Last 7 Days	Cumulative	Last 24 Hours	Last 7 Days	Cumulative	Last 24 Hours	Last 7 Days	Cumulative
Positive Cases	3	72	11,06,980	7	56	7,70,203	0	0	196	10	128	18,77,379
Recovered Cases	2	48	10,94,578	1	40	7,64,540	0	0	187	3	88	18,60,248
Death Cases	0	0	10,761	0	0	6,226	0	0	4	0	0	16,991
Total Tests Done	In Last 24 hrs. : 1,991			In last 7 days : 24,293			Cumulative : 3,21,44,815					
Vaccine Doses Administered	In Last 24 hrs. : 15,915			In last 7 days : 79,193			Cumulative : 2,06,58,232					
ACTIVE CASES									140			

*Covid deaths occurred today : 00 | Covid deaths occurred beyond last 24hrs., reported today : 00



LAST 24 HOURS AGE GROUP AND GENDER WISE DISTRIBUTION

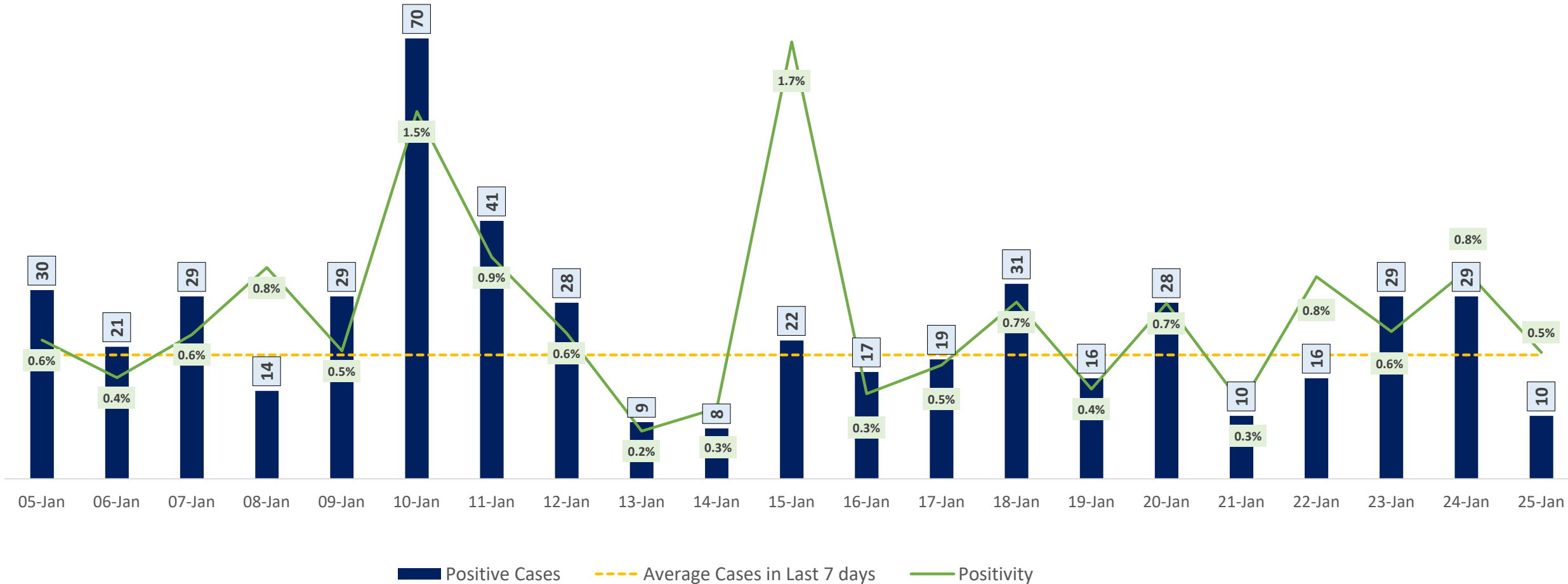




POSITIVITY RATE OF BENGALURU – LAST 21 DAYS



Average Cases in Last 7 days : 20

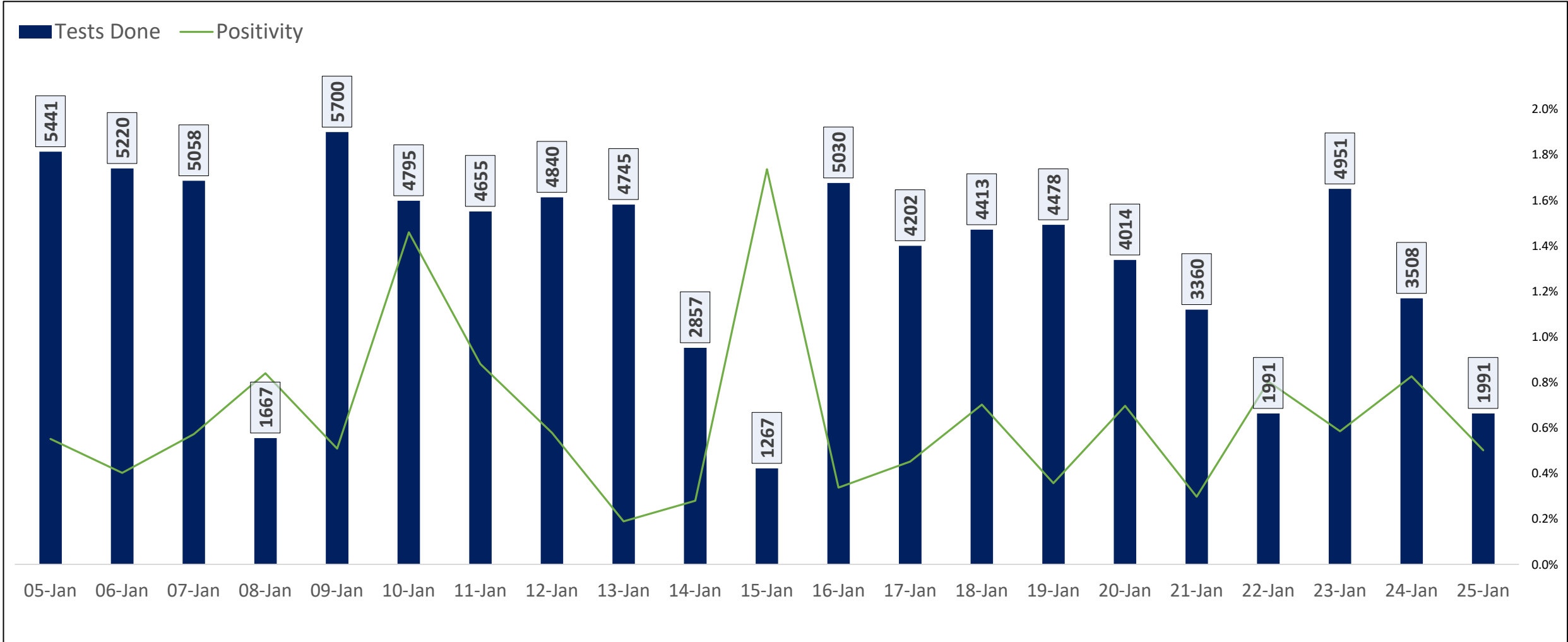




TESTING TRENDS IN BENGALURU

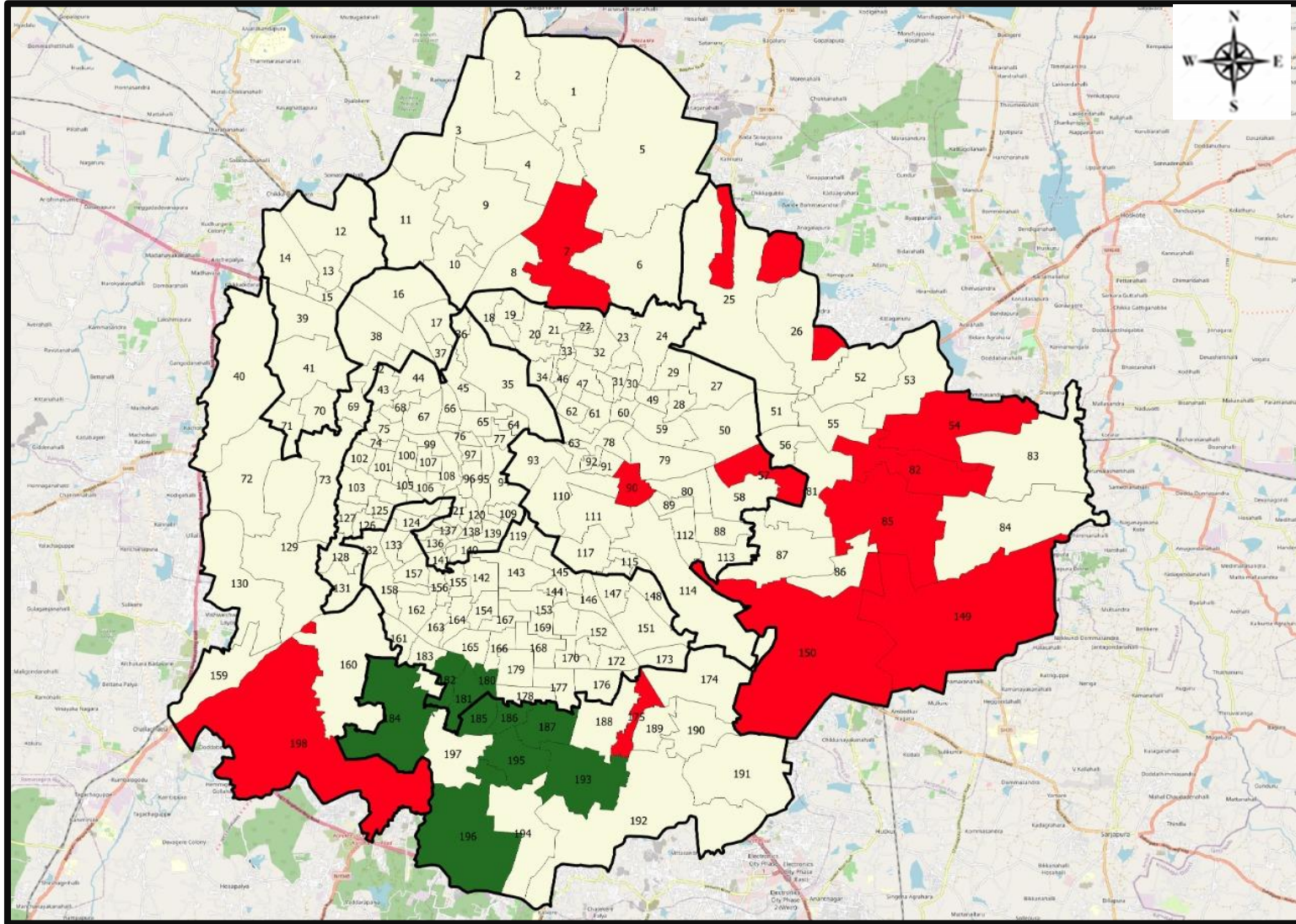


Total Test Conducted Till Date	Test Conducted Last 24 hours	Last 7 Days Average
3,21,44,815	1,991	3,470





BENGALURU URBAN MAP SHOWING TREND OF POSITIVE CASES IN LAST 7 DAYS



Top 10 wards reporting highest number of positive cases in last 10 days

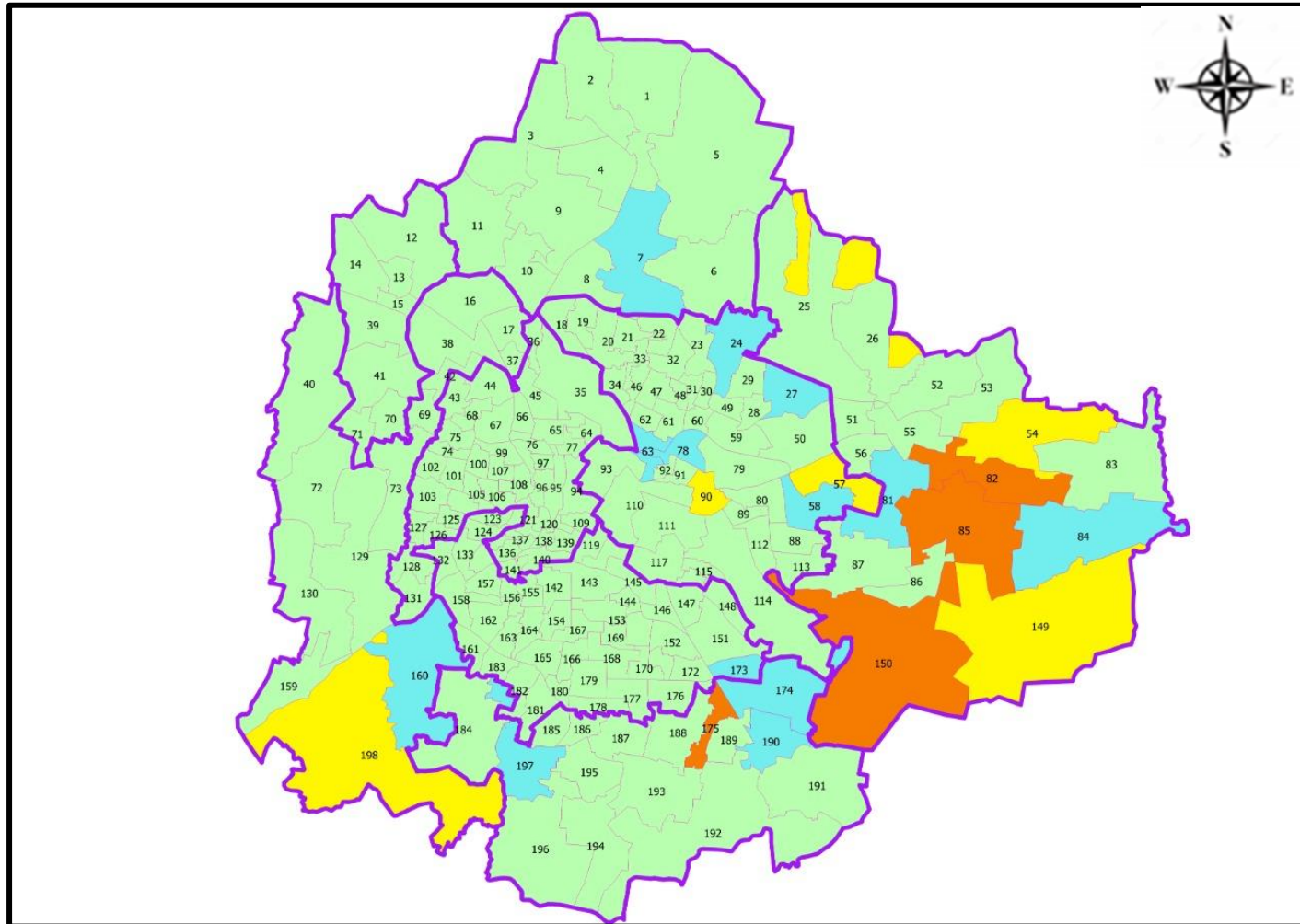
Ward No.	Ward Name	Daily Cases Average
82	Garudachar Palya	1
150	Bellanduru	1
85	Dodda Nekkundi	1
175	Bommanahalli	1
90	Halsoor	1
198	Hemmigepura	1
54	Hudi	1
57	CV Raman Nagar	1
149	Varthuru	1
7	Byatarayanapura	1







Top 10 wards reporting least number of positive cases in last 7 days

Ward No.	Ward Name	Daily Cases Average
196	Anjanapura	0
195	Konanakunte	0
193	Arakere	0
187	Puttenahalli	0
186	Jaraganahalli	0
185	Yelchenahalli	0
184	Uttarahalli	0
182	Padmanabha Nagar	0
181	Kumaraswamy Layout	0
180	Banashankari Temple Ward	0



BENGALURU MAP SHOWING INTENSITY OF POSITIVE CASES IN LAST 7 DAYS



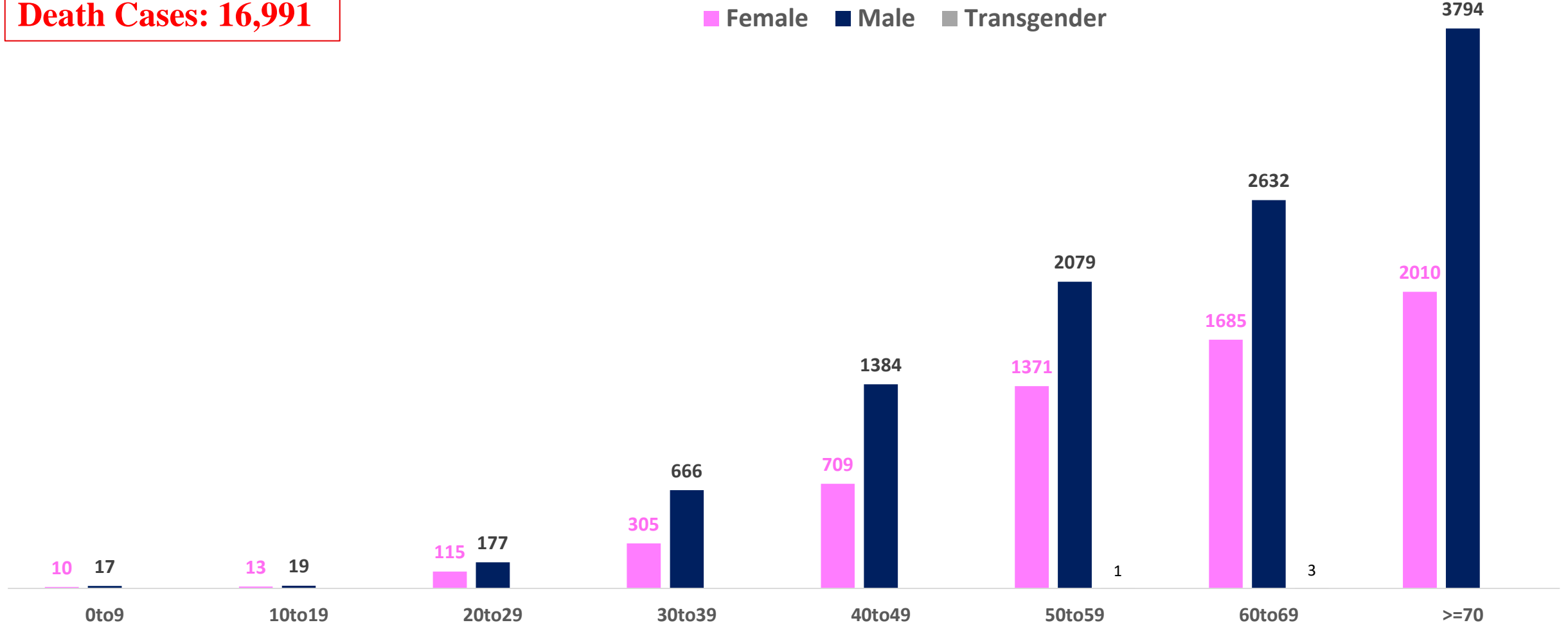
-  Level 1 : 0 to 1 Cases
-  Level 2 : 1 to 3 Cases
-  Level 3 : 3 to 5 Cases
-  Level 4 : 5 to 10 Cases
-  Level 5 : More than 10 Cases
-  Zone Boundaries



AGE AND GENDER WISE DISTRIBUTION OF DEATH CASES



Death Cases: 16,991





COVID-19 SCENARIO IN BENGALURU AND OTHER METROPOLITAN CITIES



CITY NAME	Positive Cases	Active Cases	Recovered	Deceased	Vaccine Doses Administered
New Delhi	20,07,298	19	19,80,757	26,522	3,73,17,328
Bengaluru*	18,77,379	140	18,60,248	16,991	2,37,78,980
Mumbai	11,54,255	43	11,34,466	19,746	2,21,34,555
Chennai	7,93,222	13	7,84,138	9,071	1,13,96,462

Source : <https://dashboard.cowin.gov.in/> at 5:00pm (26.01.2023)
Source : <https://www.covid19bharat.org/> at 5:00pm (26.01.2023)

*includes BBMP & Bengaluru Urban



SNAPSHOT OF COVID-19 CASES IN BENGALURU URBAN



**Total Wards With
0 Cases* :
128**

**Tests Conducted
on 25.01.2023:
1,991**

**Recovery
Rate*:
99.09%**

**Total
Active Cases :
140**

**Total Vaccinated
on 25.01.2023:
15,915**

**Positivity
Rate* :
0.57%**

**Active
Rate*:
0.01%**

**Case
Fatality Rate* :
0.00%**





*Total positive cases In the past 7 days

*CFR and positivity is for Past 7 days



ಬೃಹತ್ ಬೆಂಗಳೂರು ಮಹಾನಗರ ಪಾಲಿಕೆ
Bruhat Bengaluru Mahanagara Palike



Download BBMP Bulletin	https://apps.bbmpgov.in/covid19/mediabulletin.php
To register for vaccination :	https://selfregistration.cowin.gov.in/
BBMP COVID19 Dashboard:	https://apps.bbmpgov.in/covid19/
Follow us on:	 www.facebook.com/bbmp.comm1/
	 twitter.com/BBMPCOMM
	  BBMPSplHealth

Issued by:

Honorable Chief Commissioner, BBMP
Special Commissioner Health, BBMP
MD, Bengaluru Smart City Limited

THANK YOU !

